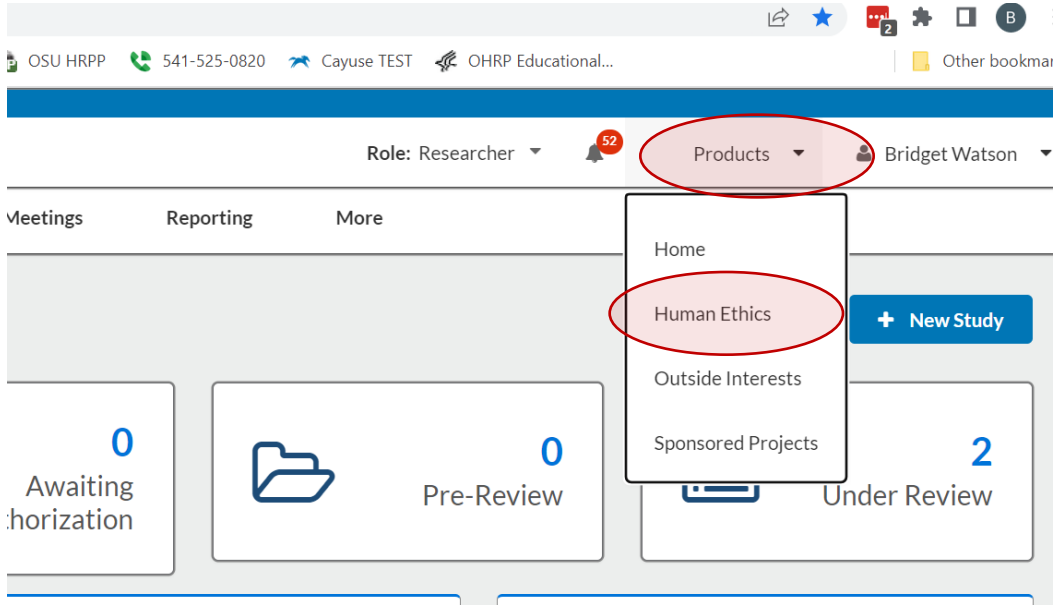
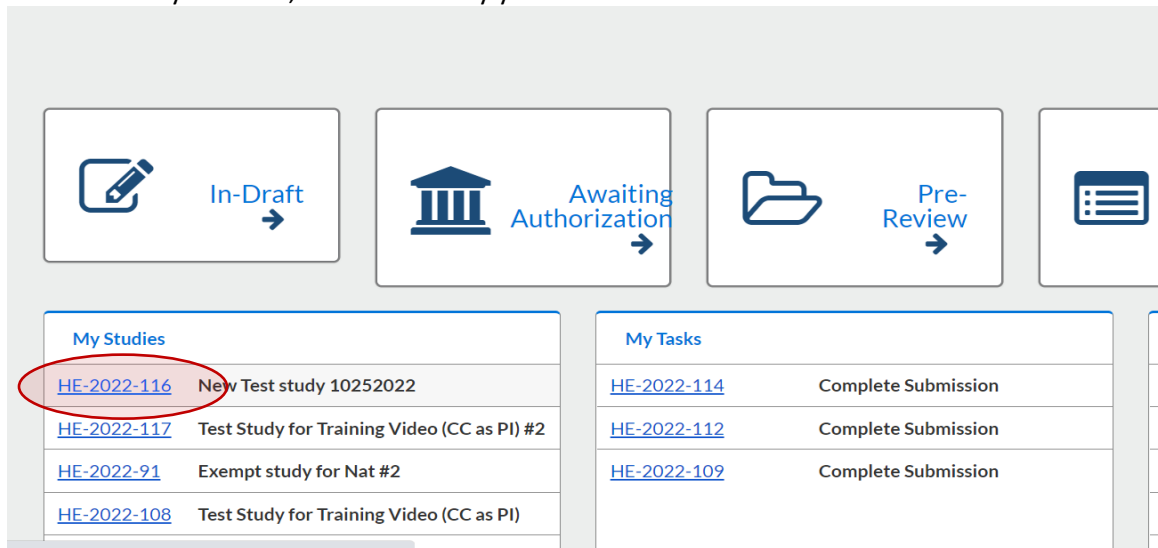


SCREENSHOTS: SUBMITTING A CLOSURE REPORT

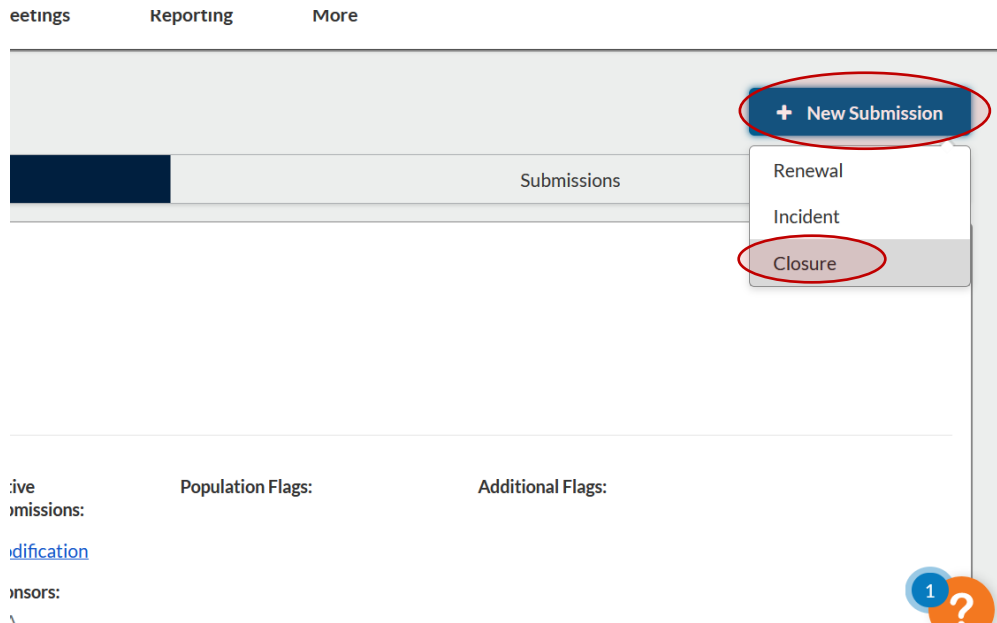
1. Log in to Cayuse: <https://oregon-state.app.cayuse.com/>
2. Ensure you are in the Cayuse HE module by clicking on “Products” and “Human Ethics”:



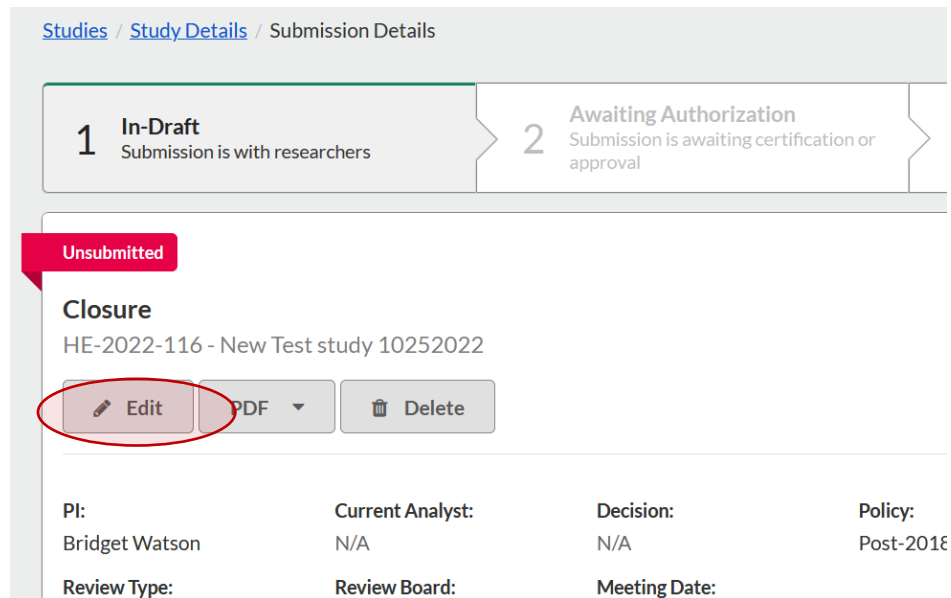
3. In “My Studies”, select the study you wish to close.



4. In the upper right corner, click on “New Submission” and select “Closure”.



5. Select “Edit”.



- Complete the Closure form and ensure you have answered all question. If you do not see a white checkmark next to the section header, you have not answered a required question and must address it before the closure can be submitted.

IRB NUMBER: HE-2022-116  
 SUBMISSION DETAILS | **New Test study 10252022 - Closure**

Sections

- Closure ✓
- Routing  
Send to PI for certification?
- COMPLETE SUBMISSION

Study Outcome

Briefly describe the outcome of the study.

B I U S L R G A

- When you have completed the form, click on “Complete Submission”.

Methods and Proce... ✓

Attachments ✓

Routing  
Send to PI for certification?

COMPLETE SUBMISSION

\* I will review my application to ensure all the information is accurate in light of the proposed modifications. I will revise any sections of the application, as well as any attachments, impacted by my proposed modifications.

To proceed, please confirm that you understand the above requirements for submitting a Modification.

I confirm

- If you are the PI, make sure you “Certify” the submission. If you are not the PI, the PI will be notified that the submission needs their certification. They need to certify before the submission will be routed to the HRPP.

Pending Authorization  
Submission is awaiting certification or approval

3 Pre-Review  
Submission is being prepared for review

4 Under-Review  
Submission is with reviewers

Routing:

Return Certify

Decision: /A Policy: Post-2018 Rule Required Tasks: N/A

Show all